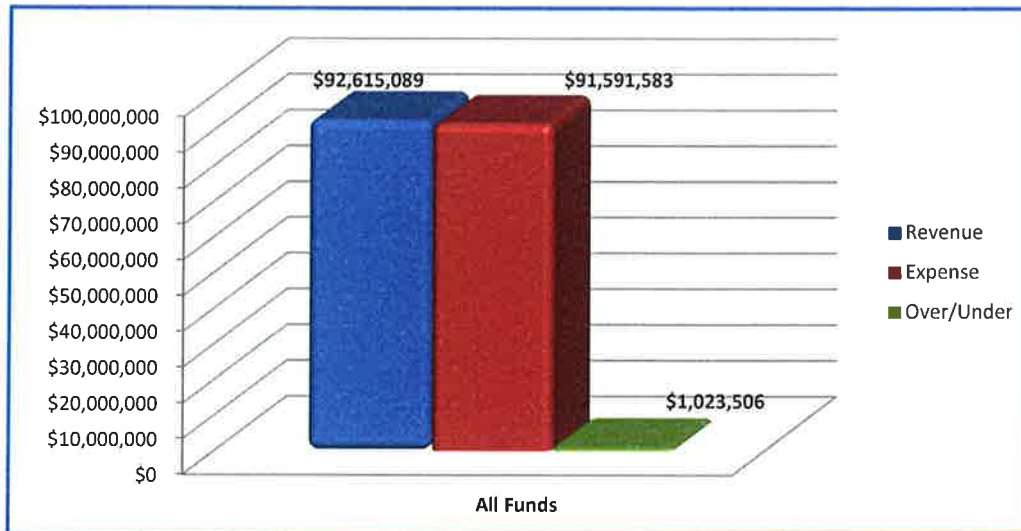


### Budget 2013-14

	Projected Beginning Fund Balance *2013-14	Revenue 2013-14	Expenditures 2013-14	Projected Ending Fund Balance 2013-14
Education	19,201,343	58,249,098	56,260,371	21,190,070
Operations and Maintenance	7,809,413	10,040,508	12,157,379	5,692,542
Debt Service	10,682,034	15,155,997	17,315,070	8,522,961
Transportation	3,604,288	6,696,483	3,365,763	6,935,008
Municipal Retirement	2,095,492	2,440,953	2,461,000	2,075,445
Capital Development	0	0	0	0
Working Cash	14,226,407	32,000	32,000	14,226,407
Tort	36,751	50	0	36,801
<b>Total</b>	<b>\$57,655,729</b>	<b>\$92,615,089</b>	<b>\$91,591,583</b>	<b>\$58,679,235</b>

\*Based on 2012-13 unaudited fund balance



### Operating Funds

#### Revenue

	Budget 2012-13	Budget 2013-14	Change
Property Taxes	63,236,051	63,316,345	80,294
State Revenue	5,453,037	4,943,877	509,160
Federal Revenue	1,457,353	1,448,888	8,465
Local Revenue	4,353,367	4,258,625	94,742
Bus Buy Back Program	0	3,491,307	3,491,307
Developer Fees			
<b>Total</b>	<b>\$74,499,808</b>	<b>\$77,459,042</b>	<b>2,959,234</b>

#### Expenses

	Budget 2012-13	Budget 2013-14	Change
Education	55,566,341	56,260,371	694,030
Operations and Maintenance	12,540,667	12,157,379	383,288
Transportation	7,566,821	3,365,763	4,201,058
Municipal Retirement	2,420,001	2,461,000	40,999
Working Cash	10,000	32,000	22,000
<b>Total</b>	<b>\$78,103,830</b>	<b>\$74,276,513</b>	<b>3,827,317</b>

### Non-Operating Funds

#### Revenue

	Budget 2012-13	Budget 2013-14	Change
Developer Fees	0	0	0
Property Taxes	15,389,340	15,149,997	239,343
Local Revenue	0	6,050	6,050
<b>Total</b>	<b>\$15,389,340</b>	<b>\$15,156,047</b>	<b>(\$233,293)</b>

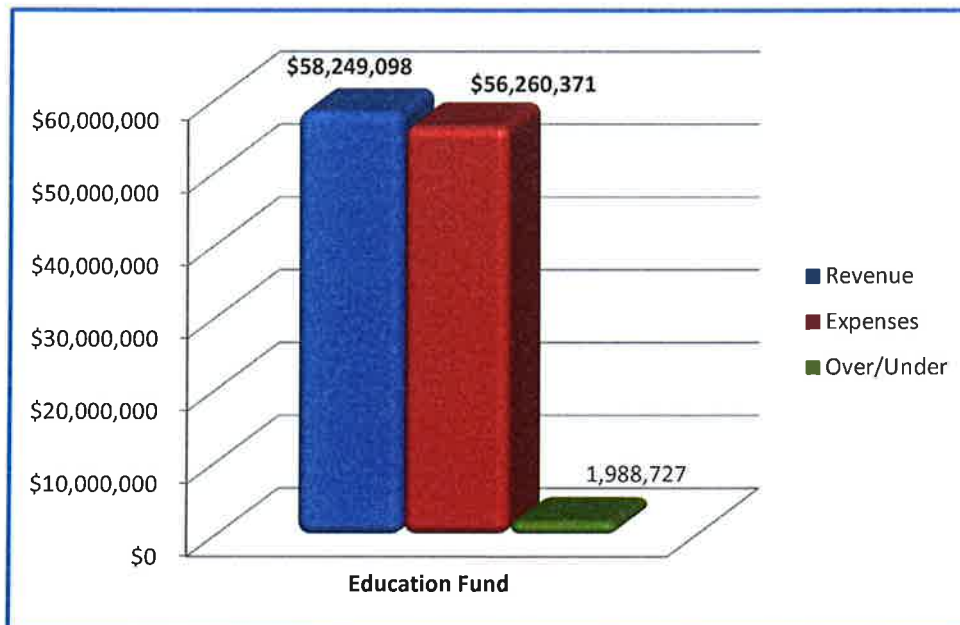
#### Expenses

	Budget 2012-13	Budget 2013-14	Change
Dect Service	15,953,000	17,315,070	1,362,070
Site and Construction	0	0	0
Tort	0	0	0

## Education Fund

	Budget 2012-13	Budget 2013-14		Change
Property Taxes	49,041,983	49,298,508	0.52%	256,525
State Revenue	4,008,037	3,618,777	-10.76%	389,260
Federal Revenue	1,457,353	1,448,888	-0.58%	8,465
Local Revenue	4,046,567	3,882,925	-4.21%	163,642
<b>Total</b>	<b>\$58,553,940</b>	<b>\$58,249,098</b>	<b>-0.52%</b>	<b>(\$304,842)</b>

	Budget 2012-13	Budget 2013-14		Change
Salaries	39,626,725	40,150,668	1.30%	523,943
Benefits	5,734,596	5,654,005	-1.43%	80,591
Purchased Services	3,839,149	4,325,083	11.24%	485,934
Supplies	1,165,205	1,012,011	-15.14%	153,194
Capital Equipment	727,091	1,099,244	33.86%	372,153
Other	516,078	550,360	6.23%	34,282
Tuition	3,957,497	3,469,000	-14.08%	488,497
<b>Total</b>	<b>\$55,566,341</b>	<b>\$56,260,371</b>	<b>1.23%</b>	<b>\$694,030</b>

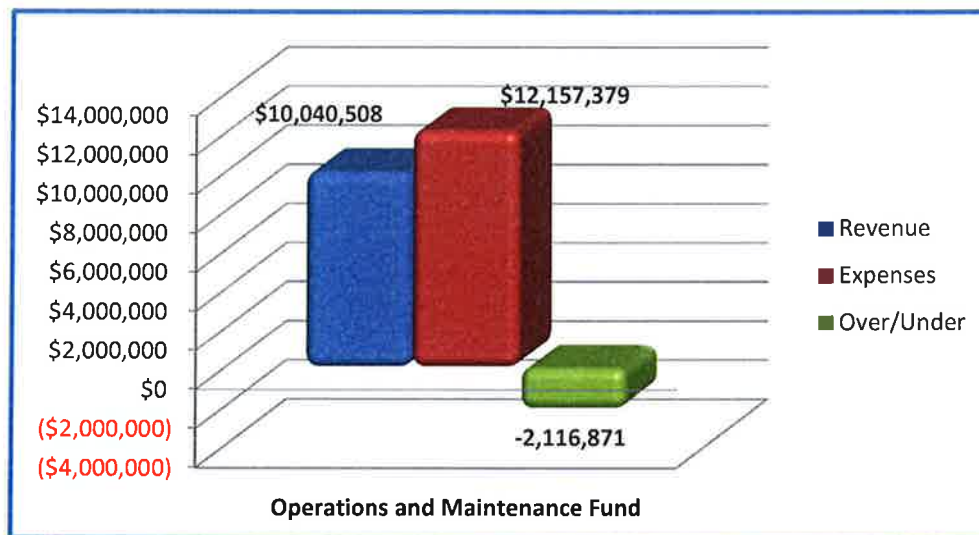


## Operations and Maintenance

	Budget 2012-13	Budget 2013-14		Change
Property Taxes	9,862,869	9,642,408	-2.29%	220,461
State Revenue	45,000	83,100	45.85%	38,100
Federal Revenue	0	0		0
Local Revenue	273,000	315,000	13.33%	42,000
				0
<b>Total</b>	<b>\$10,180,869</b>	<b>\$10,040,508</b>	<b>-1.40%</b>	<b>(\$140,361)</b>

	Budget 2012-13	Budget 2013-14		Change
Salaries	4,011,260	3,987,185	-0.60%	24,075
Benefits	761,400	783,401	2.81%	22,001
Purchased Services	1,812,493	1,838,893	1.44%	26,400
Supplies	2,581,750	2,545,500	-1.42%	36,250
Capital Equipment	3,292,764	2,921,400	-12.71%	371,364
Other	81,000	81,000	0.00%	0
<b>Total</b>	<b>\$12,540,667</b>	<b>\$12,157,379</b>	<b>-3.15%</b>	<b>(\$383,288)</b>

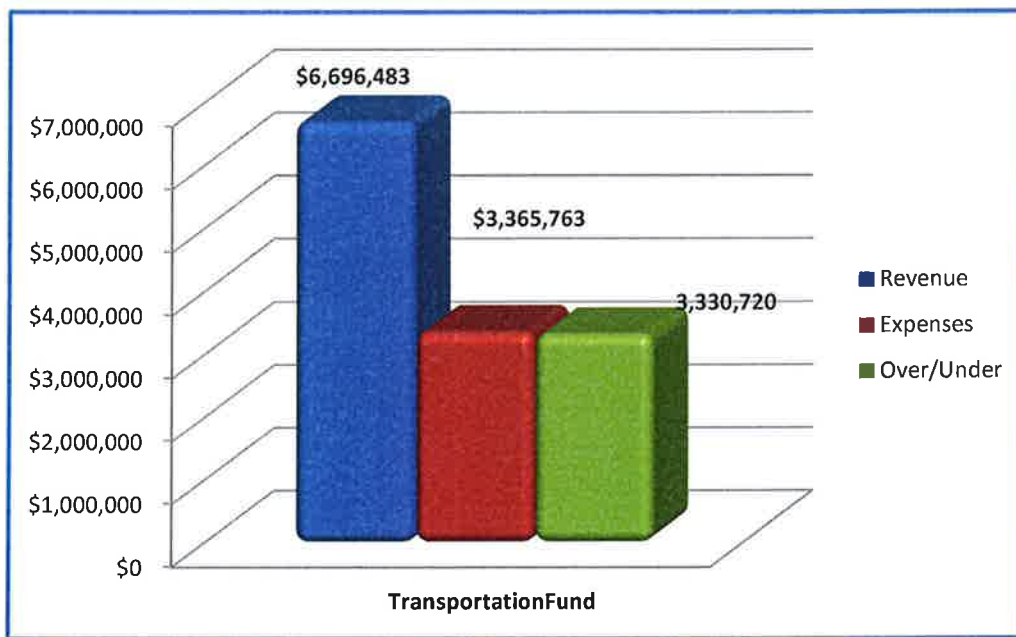
-2,116,871



## Transportation

	Budget 2012-13	Budget 2013-14		Change
Property Taxes	1,965,903	1,985,976	1.01%	20,073
State Revenue	1,400,000	1,192,000	-17.45%	208,000
Local Revenue	22,600	27,200	16.91%	4,600
Bus Buy Back Program	0	3,491,307	100.00%	3,491,307
<b>Total</b>	<b>\$3,388,503</b>	<b>\$6,696,483</b>	<b>49.40%</b>	<b>3,307,980</b>

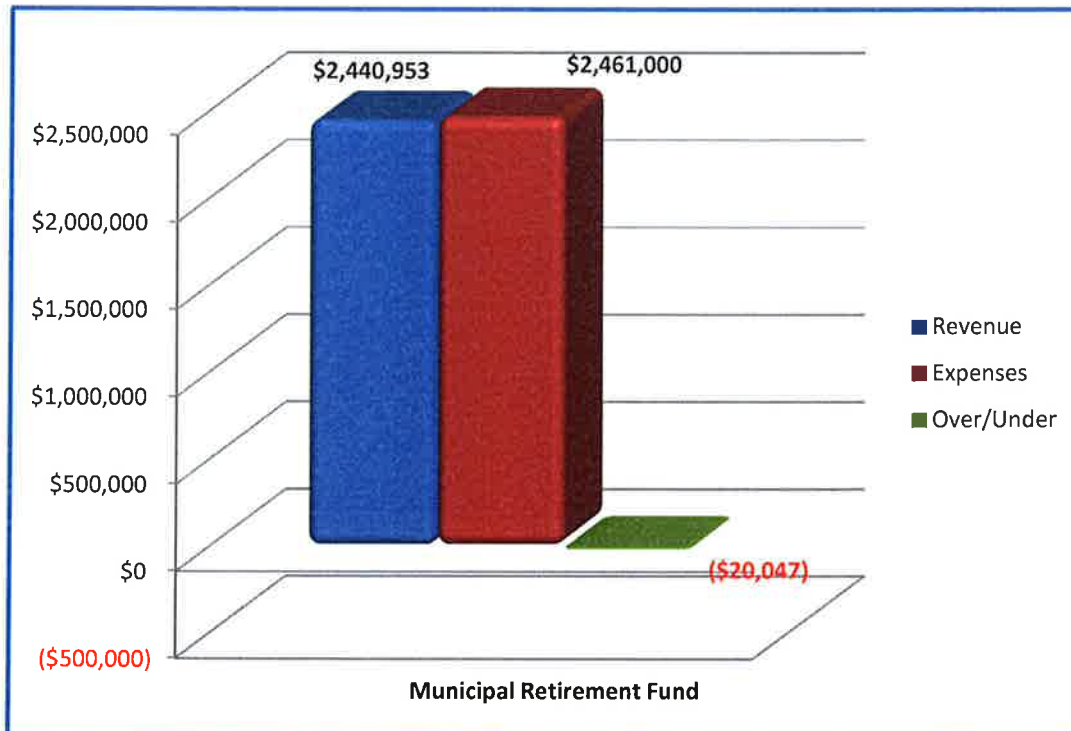
	Budget 2012-13	Budget 2013-14		Change
Salaries	1,771,192	1,824,735	2.93%	53,543
Benefits	56,153	59,200	5.15%	3,047
Purchased Services	981,850	940,900	-4.35%	40,950
Supplies	344,865	304,200	-13.37%	40,665
Capital Equipment	4,381,961	205,428	-100.00%	4,176,533
Other	30,800	31,300	1.60%	500
<b>Total</b>	<b>\$7,566,821</b>	<b>\$3,365,763</b>	<b>-124.82%</b>	<b>(\$4,201,058)</b>



## Municipal Retirement

	Budget 2012-13		Budget 2013-14		Change
Property Taxes	2,365,296		2,389,453	1.01%	24,157
CPPRT	54,800		50,000	-9.60%	4,800
Local Revenue	1,200		1,500	20.00%	300
<b>Total</b>	<b>\$2,421,296</b>		<b>\$2,440,953</b>	<b>0.81%</b>	<b>\$19,657</b>

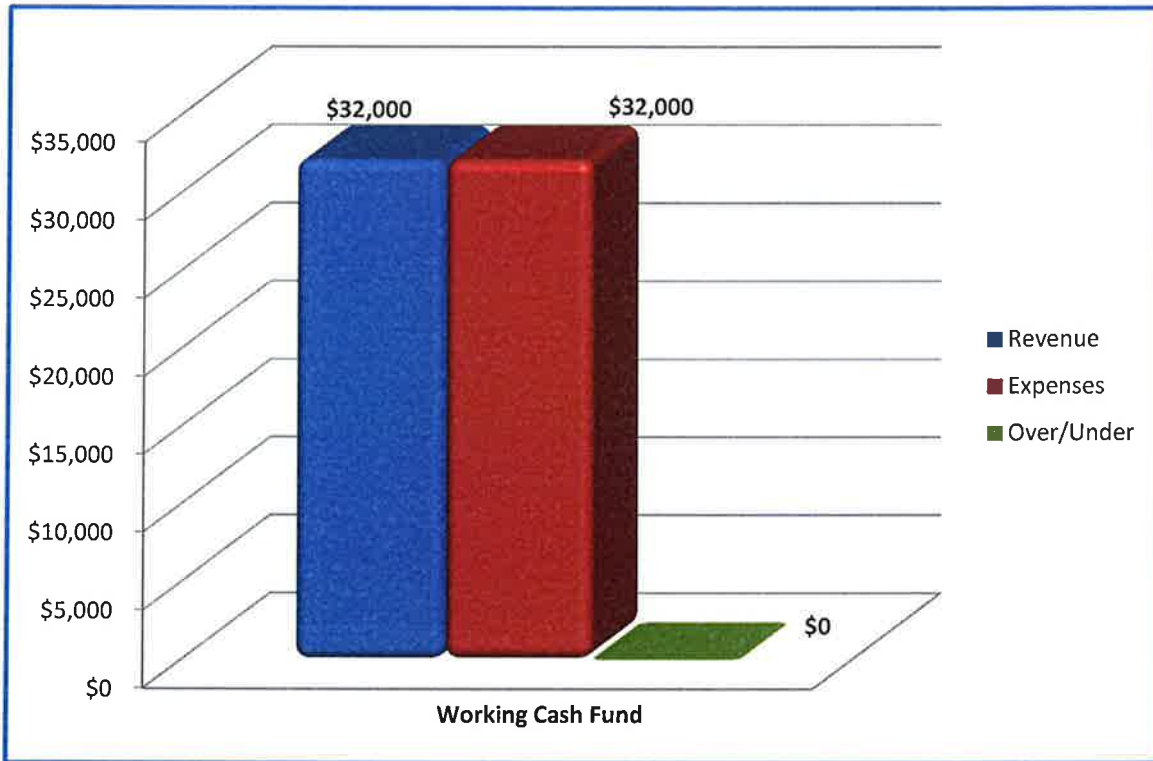
	Budget 2012-13		Budget 2013-14		Change
FICA Matching Funds	722,911		735,458	1.71%	12,547
Medicare Matching Funds	686,961		698,605	1.67%	11,644
IMRF Employer Share	1,010,129		1,026,937	1.64%	16,808
<b>Total</b>	<b>\$2,420,001</b>		<b>\$2,461,000</b>	<b>1.67%</b>	<b>\$40,999</b>



## Working Cash

	Budget 2012-13	Budget 2013-14		Change
Local Revenue	10,000	32,000	68.75%	22,000
<b>Total</b>	<b>\$10,000</b>	<b>\$32,000</b>	<b>68.75%</b>	<b>\$22,000</b>

	Budget 2012-13	Budget 2013-14		Change
Transfer of Interest	10,000	32,000	68.75%	22,000
<b>Total</b>	<b>\$10,000</b>	<b>\$32,000</b>	<b>68.75%</b>	<b>\$22,000</b>



## Debt Service

	Budget 2012-13	Budget 2013-14		Change
Property Taxes	15,386,340	15,149,997	-1.56%	-236,343
State Revenue	0	0		0
Local Revenue	3,000	6,000	50.00%	3,000
<b>Total</b>	<b>\$15,389,340</b>	<b>\$15,155,997</b>	<b>-1.54%</b>	<b>(\$233,343)</b>

	Budget 2012-13	Budget 2013-14		Change
Bond Payments	15,948,000	17,310,070	7.87%	1,362,070
Fees	5,000	5,000	0.00%	0
<b>Total</b>	<b>\$15,953,000</b>	<b>\$17,315,070</b>	<b>7.87%</b>	<b>\$1,362,070</b>

